







STEYR PARTS

AMORTISSEURS DE PONT AVANT & CABINE - FRONT AXLE SHOCK ABSORBERS & CAB -
 VORDERACHSEDÄMPFER & FAHRERHAUS - VOORASSCHOKDEMPERS & CABINE -
 AMORTIGUADORES DE EJE DELANTERO & DE LA CABINA DE CONDUCTOR



	Ref.	OEM	Type de fixation Fastening type Befestigungsarten Verbindingswijze Tipo de fijación	Description Beschreibung Omschrijving Descripción
CVT120, CVT130, CVT150, CVT170, CVT6135, CVT6145, CVT6155, CVT6170, CVT6190	27/4115-1 	1-34-641-645	Bossage en haut / Bossage en bas Top eye / Bottom eye Oberes Auge / Untenes Auge Bovenste ring / Onderste ring Anillo superior / Anillo inferior	
	27/4116-1 	1-34-641-646		Bitube pression de gaz Confort / Amortisseur Vario Twin-tube, gas pressure Comfort / Load sensitive damper Doppelrohr, Gasdruck Komfort / Weg-Nut-Stoßdämpfer Dubbelloop / gasdruk Comfort, demper Bitubular, presión de gas Amortiguador vario / tecnología de ranura
	27/4116-2 	1-34-641-650		

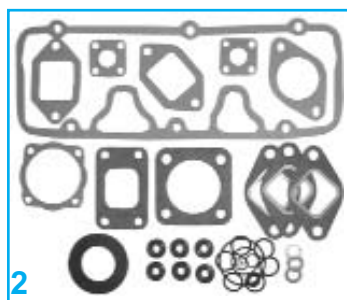

 Essieu avant / Front axle / Vorderachse / Vooraas / Eje delantero

 Cabine / Cab / Kabine / Cabine / Cabina








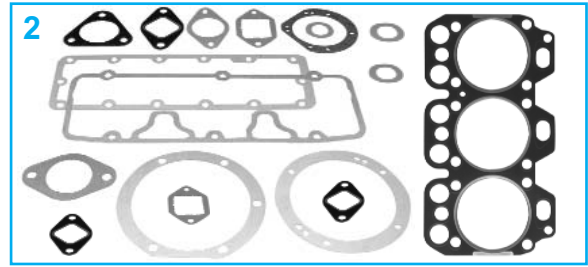

STEYR PARTS






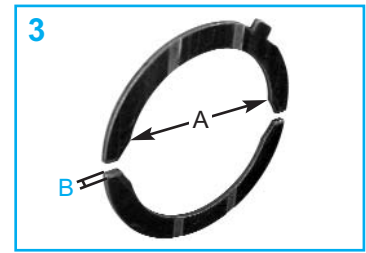
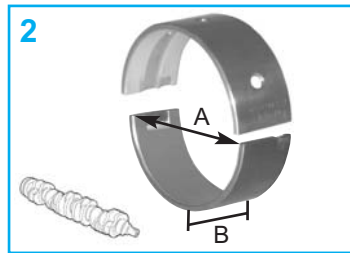
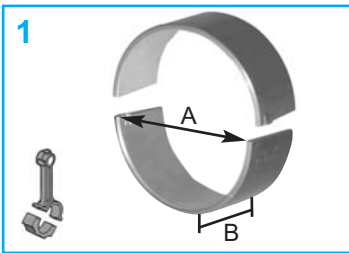
3



			1	2	3
8045, 8045 A 8055 8055 A, 8055 S, 8055 AS 8060 TURBO 8060 AS TURBO 8065 TURBO 8065 S TURBO 8065 AP TURBO	WD308.48 WD311.44 WD311.45 WD311.85 WD311.86 WD311.85 WD311.86 WD311.85	3	27/73-110 (131100040070)	27/76-110 (131100010703)	27/69-1 (131100010708)
8055 8055 A 8055 A TURBO 8060 8060 TURBO, 8060 A TURBO	WD311.46/47 WD311.47 WD311.88 WD311.41 WD311.87			27/76-111 (131100010701, 131100010704)	
8070 8070 A 8075, 8075 A 8075 S, 8075 A 8075 P, 8075 AP	WD411.42/43/44 WD411.41/44 WD411.45/46 SWD411.47 WD411.45/46	4	27/73-111 (141100040039)	27/76-113 (141100010704)	27/69-2 (141100010707)
8080 TURBO 8080 A TURBO 8085 A TURBO 8055 S, 8085 AS TURBO 8085 AP, 8095 AP TURBO	WD411.86/89/90 WD411.85/90 WD411.92 WD411.92 WD411.45/46			27/76-114 (141100010701)	27/69-3 (141100010706)
8100 8100 A 8110 8110 A 8110 A TURBO 8120 TURBO 8120 A TURBO 8130 TURBO 8130 A TURBO	WD611.41 WD611.40 WD611.42 WD611.43 WD611.85 WD611.86 WD611.85 WD611.87 WD611.88	6	27/73-112 (161100040018)	27/76-115 (161160040701)	27/69-4 (161160010701)

STEYR PARTS



			1	2
545, 548	WD308	3	27/73-110 (131100040070)	27/70-110 (1307010707)
650, 658 760, 768	WD407 WD408	4	27/73-117 (140800040700)	27/70-117 (1407010709)



		1	2	3
190, 540, 545, 548 288, 650, 658, 760, 768, 942, 948, 8045	WD308 WD408	27/3-400 (1407030113) A : 60 mm B : 25 mm	27/2-400 (140800010076) A : 65 mm B : 27.5 mm	27/6-400 (1406010084) A : 75.7 mm B : 2.3 mm
870, 980, 988 1090, 1100 8140	WD410 WD412 WD609	27/3-401 (161200030720) A : 66 mm B : 28 mm	27/2-401 (161000010111) A : 75 mm B : 30.5 mm	27/6-401 (1609010142) A : 85.7 mm B : 2.3 mm
8055, 8060 8070, 8075, 8080 8085, 8095 8100, 8110, 8120, 8130	WD311 WD411 WD611		27/2-402 (131100010220) A : 75 mm B : 26 mm	
8140, 8150, 8160	WD612	27/3-402 A : 66 mm B : 28 mm	27/2-403 (161200010070) A : 80 mm B : 29.5 mm	27/6-402 (161200010073) A : 90.3 mm B : 2.3 mm
8150, 8160, 8165, 8170 8180	WD612 (TURBO)			

Les références des pièces sont indicatives.
Nos pièces ne sont pas d'origine.

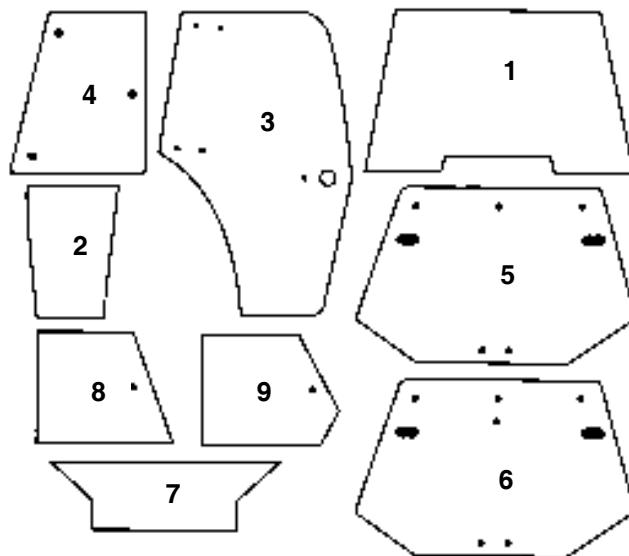
Part numbers are quoted for reference purposes only.
Our parts and accessories are not original.






STEYR PARTS

Vitre de cabine - Cab glass - Kabinenscheiben - Kabineruiten - Cristal de cabina



	Fig.	Parts N°	OEM	Pos.	Specification			
9078, 9086, 9094	1	27/4001-21	1-34-671-067	A	CO	1233x915x5	T	BO
	2	27/4016-21T	1-34-671-069	B	R-CO	558x345x5	T	BO
	2	27/4015-21T	1-34-671-070	B	L-CO	558x345x5	T	BO
9078, 9086, 9094, 9080, 9090, 9100 CVT120, CVT130, CVT150, CVT170, CVT6135, CVT6145, CVT6155, CVT6170, CVT6190	3	27/4038-43T	1-34-621-091	C	R-6H-CO	1450x865x6	T	BO
	3	27/4039-43T	1-34-621-090	C	L-6H-CO	1450x865x6	T	BO
9078, 9080, 9083, 9086, 9090, 9094, 9100, 9105, 9115, 9125, 9145, CVT120, CVT130, CVT150, CVT170 CVT6135, CVT6145, CVT6155, CVT6170, CVT6190	NO	27/4004-19T	1-34-671-090	A	O-7H-CO	1240x890x5	T	BLT
	4	27/4045-19T	1-34-671-075	D	R-3H-CO	677x482x6	T	BLT
	4	27/4043-19T	1-34-671-074	D	L-3H	677x482x6	T	BLT
	5	27/4072-90T	1-34-671-071	E	7H	1205x655x6	T	BLT
	6	27/4072-91T	1-34-671-062	E	8H	1205x655x6	T	BLT
	7	27/4071-36T	1-34-671-086	F		1170x307x5	T	BO
	8	27/4073-95T	340601A1	F	R-1H	720x600x5	T	FR
9	27/4073-94T	340602A1	F	L-1H	720x598x5	T	FR	

A = Pare-brise / Windscreen / Frontscheibe / Voorruit / Parabrisa
B = Avant bas / lower front / Vorne / Voorruit / Delantero inferior
C = Porte / Door / Türscheibe / Deur / Puerta
D = Latérale / Side / Seite / Zijkant / Lateral
E = Arrière haut / Upper rear / Hinten oben / Achteraan bovenaan / Trasero superior
F = Arrière bas / Lower rear / Hinten unten / Achteraan beneden / Trasero inferior
1H = 1 Trou / 1 Hole / 1 Bohrung / 1 Gaat / 1 Agujero
3H = 3 Trou / 3 Holes / 3 Bohrungen / 3 Gatens / 3 Agujeros

6H = 6 Trou / 6 Holes / 6 Bohrungen / 6 Gatens / 6 Agujeros
7H = 7 Trou / 7 Holes / 7 Bohrungen / 7 Gatens / 7 Agujeros
8H = 8 Trou / 8 Holes / 8 Bohrungen / 8 Gatens / 8 Agujeros
CO = Convexe / Curved / Konvex / Convex / Convexo
L = Gauche / Left / Links / Links / Izquierdo
O = Ouvrant / Opening / Öffnet / Schuifdak / Abatible
R = Droite / Right / Rechts / Rechts / Derecho
T = Tintée / Tinted / Getönt / Getint / Tintado
BO = Bombée / Bonded / Gewölbt / Bol / Abombado
BLT = Visser / Bolt on / Fest / Vast / con tornillos / Fijo
FR = Encadrée / Framed / Eingerahnt / Omkaderd / Marco

Les références des pièces sont indicatives.
Nos pièces ne sont pas d'origine.

Part numbers are quoted for reference purposes only.
Our parts and accessories are not original.

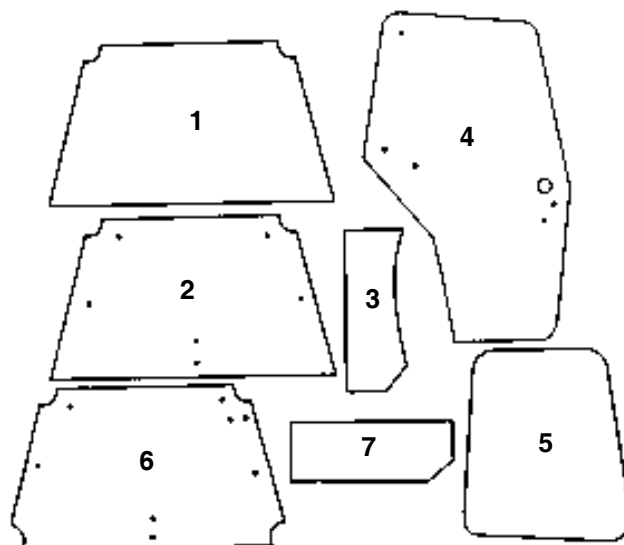



"THE RELIABLE SERVICE"



STEYR PARTS

Vitre de cabine - Cab glass - Kabinenscheiben - Kabineruiten - Cristal de cabina



	Fig.	Parts N°	OEM	Pos.	Specification			
Kompackt 360, 370, 375	1	27/4001-17	44911513	A		1105x715x5	T	BO
	2	27/4004-17T	44911501	A	O-6H	1105x723x5	T	BLT
	3	27/4016-17T	44911514	B	R	817x330x5	T	BO
	3	27/4015-17T	44911515	B	L	817x330x5	T	BO
	4	27/4038-42T	44910452	C	R-6H	1495x810x6	T	BLT
	4	27/4039-42T	44910453	C	L-6H	1495x810x6	T	BLT
	5	27/4043-42T	47130823	D	L-CO	725x455x5	T	BO
	5	27/4045-42T	47130822	D	R-CO	725x455x5	T	BO
	6	27/4072-88T	44911502	E	8H	1170x780x5	T	BLT
7	27/4073-88T	44911518	F	CO	625x335x5	T	BO	

A = Pare-brise / Windscreen / Frontscheibe / Voorruit / Parabrisa
B = Avant bas / lower front / Vorne / Voorruit / Delantero inferior
C = Porte / Door / Türscheibe / Deur / Puerta
D = Latérale / Side / Seite / Zijkant / Lateral
E = Arrière haut / Upper rear / Hinten oben / Achteraan bovenaan / Trasero superior
F = Arrière bas / Lower rear / Hinten unten / Achteraan beneden / Trasero inferior

6H = 6 Trous / 6 Holes / 6 Bohrungen / 6 Gaten / 6 Agujeros
8H = 8 Trous / 8 Holes / 8 Bohrungen / 8 Gaten / 8 Agujeros
CO = Convexe / Curved / Konvex / Convex / Convexo
L = Gauche / Left / Links / Links / Izquierdo
O = Ouvrant / Opening / Öffnet / Schuifdak / Abatible
R = Droite / Right / Rechts / Rechts / Derecho
T = Tintée / Tinted / Getönt / Getint / Tintado
BO = Bombée / Bonded / Gewölbt / Bol / Abombado
BLT = Visser / Bolt on / Fest / Vast / con tornillos / Fijo

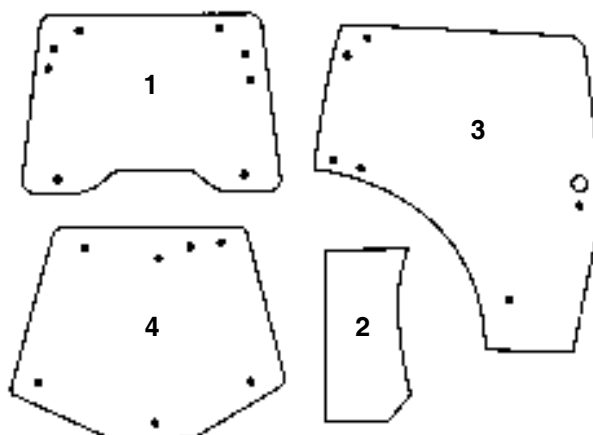
Les références des pièces sont indicatives.
 Nos pièces ne sont pas d'origine.


Part numbers are quoted for reference purposes only.
 Our parts and accessories are not original.



STEYR PARTS

Vitre de cabine - Cab glass - Kabinenscheiben - Kabineruiten - Cristal de cabina



	Fig.	Parts N°	OEM	Pos.	Specification			
Profi 4100, 4115, 6115, 6125, 6135		27/4001-30	82030483 (1)	A	CO	1310x820x5	T	BO
	1	27/4004-20T	82032042 (2)	A	O-8H-CO	1310x820x5	T	K/BLT
	2	27/4016-24T	82030485 (1)	B	R-CO	645x435x5	T	BO
	2	27/4015-24T	82030486 (1)	B	L-CO	645x435x5	T	BLT
	2	27/4016-25T	82030487 (2)	B	R-CO	645x435x5	T	BLT
	2	27/4015-25T	82030488 (2)	B	L-CO	645x435x5	T	BLT
	3	27/4038-25T	82027356	C	R-7H-CO	1480x1070x6	T	K/BLT
	3	27/4039-25T	82027357	C	L-7H-CO	1480x1070x6	T	K/BLT
	4	27/4071-40T	82030887	G	7H-CO	1300x955x5	T	K/BLT

A = Pare-brise / Windscreen / Frontscheibe / Voorruit / Parabrisa
B = Avant bas / lower front / Vorne / Voorruit / Delantero inferior
C = Porte / Door / Türscheibe / Deur / Puerta
G = Arrière haut / Upper rear / Hinten oben / Achteraan bovenaan / Trasero superior
7H = 7 Trous / 7 Holes / 7 Bohrungen / 7 Gaten / 7 Agujeros
8H = 8 Trous / 8 Holes / 8 Bohrungen / 8 Gaten / 8 Agujeros

CO = Convexe / Curved / Konvex / Convex / Convexo
K = Avec butoir caoutchouc / Knock on rubber / Mit Gummi Einlage / Rubber inzetring / Con goma
L = Gauche / Left / Links / Links / Izquierdo
O = Ouvrant / Opening / Öffnet / Schuifdak / Abatible
R = Droite / Right / Rechts / Rechts / Derecho
T = Tintée / Tinted / Getönt / Getint / Tintado
BO = Bombée / Bonded / Gewölbt / Bol / Abombado
BLT = Visser / Bolt on / Fest / Vast / con tornillos / Fijo

Les références des pièces sont indicatives.
 Nos pièces ne sont pas d'origine.




Part numbers are quoted for reference purposes only.
 Our parts and accessories are not original.





REPLACEMENT PARTS FOR STEYR

**Démarrreur - Starter motor - Anlasser
Starter - Motor de arranque**

Tracteurs Tractors	Moteur Engine	OEM	Réf. Ref.	 A x B Z	 L
30, 86, 188, 190, 430, 540, 545, 548, 650, 658, 760, 768, 780, 870			62/930-195 Iskra	2 x 105 x 13.5  12 V 2.7 kW	9 z 247mm







TRACPIECES

**PRODUCT
NEWS-SHEET**

**PAGE : N° 7455
DATE : 09/05**

STEYR PARTS

Amortisseur de torsion - Torsion damper - Torsiondämpfer - Torsiedemper -
Amortiguador de torsión

	Parts N°	Dimensions	
4100PROFI, 6115PROFI	27/196-23 (5196061)	16Z 31x 35	

Les références des pièces sont indicatives.
Nos pièces ne sont pas d'origine.

*Part numbers are quoted for reference purposes only.
Our parts and accessories are not original.*









"THE RELIABLE SERVICE"





STEYR PARTS

Démarrreur - Starter motor - Anlasser - Startmotor - Motor de arranque


	Part N°	OEM				
8055, 8055A, 8060, 8060A, 8060TA, 8065A	62/930-194 Iskra	131100090017 141100090015 141100090902	12 V / 2.7 kW	2x105	9Z	245mm
						



STEYR PARTS

Raclettes d'essuie-glace - Wiper blades - Scheibenwischer -
Ruitenwisser - Escobillas del limpiaparabrisas -





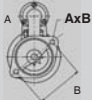
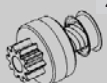


	Fig.	Part N°	OEM	
9078, 9080, 9086, 9090, 9094, 9100, 9105, 9115, 9125, 9145 CVT120, CVT130, CVT150, CVT170 CVT6135, CVT6145, CVT6155, CVT6170, CVT6190	1	70/1987-39	1-34-674-003	L : 600mm





STARTER MOTOR PARTS

Démarrreur - Starter motor - Anlasser - Startmotor - Motor de arranque

	Part N°	OEM				
<p>Case-IH MXU 100, 110, 115, 125, 135</p> <p>Ford TS 100A, 110A, 115A, 125A, 135A</p> <p>Steyr 4100 Profi, 4115 Profi, 6115 Profi, 6125 Profi, 6135 Profi</p>	<p>62/930-191 Iskra</p>	<p>82032859 4897223</p>	<p>12 V / 3 kW</p>	<p>3x128</p>	<p>10Z</p>	<p>245mm</p>
		<p>Avec réducteur With reducer Mit Reduzierer Met reductie Con reductor</p>				


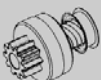
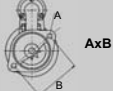






STEYR PARTS

Démarrreur - Starter motor - Anlasser - Startmotor - Motor de arranque






	Part N°	OEM				
CVT6135, CVT6145, CVT6155, CVT6170, CVT6190	62/930-184	162000090722	11Z	10 mm (A) x 125 mm (B)	220mm	3.0 KW 12 V






STEYR PARTS

**Cylindre récepteur & kit de réparation - Slave cylinder & repair kit -
Nehmerbremszylinder & rep. Satz - Ontvangstremcilinder & reparatieset -
Cilindro receptor & Juego reparación**







	Fig.	Parts N°	Oem
Serie 80	1	27/413-27	133700340034
	2	27/414-8	133700340701





STEYR PARTS

Bougies de préchauffage - Heater plugs - Glühstart
Gloeibougies - Calentadores










Part N°	Description	Fig.	
27/60-30 GD294, 2130090028, GK294	1,7V - 43A M18 x 1,5		80, 84, 86, 180, 182, 280, 380
27/60-31 GV198, 406090020, M198	10,5 V - 10A M14 x 1,25		188, 288, 290, 586, 780, 880
27/60-32 GH760	11 V, 50A M22 x 1,5		8060, 8070, 8080, 8100, 8120
















STEYR PARTS

Boutons poussoirs - Push switches - Druckschalter
Drukknoppen - Pulsadores

	Description
	27/1884-69 133700580003 "Push push"
	27/1884-70 139900580042 "Push"
	27/1884-71 133700580007 "Push push"
	27/1884-72 139900580153, 133700580008 "Push push"  12 V
	27/1884-73 133700580004 "Push push"  12 V
	27/1884-74 133700580006 "Push push"  12 V

	Description
	27/1884-75 133700580081 "Push"
	27/1884-76 133700580002 "Push push"  12 V
	27/1884-77 133700580005 "Push push"
	27/1884-78 133700580121 "Push push"  12 V
	27/1884-79 133700580102, 133700580109 "Push push"  12 V
	27/1884-80 133700580010 "Push"
	27/1884-81 133700580011 "Push"  12 V





STEYR PARTS

Optiques - Front lights - Frontscheinwerfer - Koplamp - Faros delanteros



1





2



3



4

	Fig.	Description	
8060, 8060A, 8070, 8070A, 8080, 8080A, 8100, 8100A, 8120, 8120A, 8140, 8140A, 8160, 8160A	1	27/189-57 134172001	1x 63/1955-410 12V 45-50W Asym. - Asim.
8060, 8060A, 8070, 8070A, 8080, 8080A, 8100, 8100A, 8120, 8120A, 8140, 8140A, 8160, 8160A	2	27/189-58 134172040	1x 63/1955-472 H4 12V/55-60W
SERIE M900	3	27/189-59 134172045	1x 63/1955-410 12V 45-50W Asym. - Asim.
SERIE 9100	4	27/189-66 134972011	1x 63/1955-472 H4 12V 55/60 1x 63/1955-250 (12V 3W)

Les références des pièces sont indicatives.
Nos pièces ne sont pas d'origine.


















Part numbers are quoted for reference purposes only.
Our parts and accessories are not original.





STEYR PARTS

Feux arrière - Rear lights - Rückleuchten
Breedtelicht achter - Luces traseras

Part N°	OEM	Fig.	
 27/1912-171 LH  27/1912-172 RH  27/1913-168	134176048 134176047 134776008	  1x 63/1955-382 (12V 21W) 1x 63/1955-380 (12V 21/5W)	80 SERIE, SK1
 27/1912-173 LH  27/1912-174 RH  27/1913-169	134176061 134176060	  2x 63/1955-382 (12V 21W) 1x 63/1955-245 (12V 10W)	8055, 8065, 8075, 900 SERIE
 27/1912-175 LH  27/1912-176 RH  27/1913-170 LH  27/1913-171 RH	134176046 134176045	  2x 63/1955-382 (12V 21W) 1x 63/1955-245 (12V 10W)	T80, 84, 190, 288



Phare - Headlamp - Werklamp
Scheinwerfer - Faro



Cabochon - Glass - Glas
Glas - Tulipa



















Ampoule - Bulb - Gloeilamp
Glühlampe - Bombilla





STEYR PARTS

Feux de position - Front side lights - Begrenzungsleuchten
Standlichter - Luces de posición

Part N°	OEM	Fig.	
 27/1918-104 LH  27/1918-105 RH  27/1919-97	134173011 134173010	  1x 63/1955-382 (12V 21W) 1x 63/1955-239 (12V 5W)	8055, 8065, 8075, SERIE 900
 27/1918-106 LH  27/1918-107 RH  27/1919-98	134173025 134173026 134773005	  1x 63/1955-382 (12V 21W) 1x 63/1955-207 (12V 5W)	SERIE 80, SK1
 27/1918-108 LH  27/1918-109 RH  27/1919-99	134173061 134173062 134773009	  1x 63/1955-382 (12V 21W) 1x 63/1955-207 (12V 5W)	SERIE 80, SK2



Phare - Headlamp - Werklamp
Scheinwerfer - Faro



Cabochoon - Glass - Glas
Glas - Tulipa



Ampoule - Bulb - Gloeilamp
Glühlampe - Bombilla






STEYR PARTS

Contacteurs - Switches - Schalter
Schakelaars - Interruptores





Part N°	OEM		Description
27/950-56	192580039 3057998R93 3147176R91	1046, 1246, 323, 353, 383, 423, 433, 433E, 433V, 453, 533, 533E, 533V, 553, 633, 633E, 633V, 644, 654, 724, 733, 733E, 743, 744, 745S, 824, 833, 833E, 844, 844S, 845, 933, 946, E353, E423	Interrupteur de démarrage Starter switch Zündschloss Startschakelaar Interruptor de arranque






STEYR PARTS

Vérin à gaz - Gas struts - Gasfedern - Gascilinders - Amortiguadores



	Fig.	Part N°	OEM	
M948, M948A, M952, M958, M958A, M963 M968, M975 (B) M968 , M975 (C) M968 , M975 (D) 9078, M9078, M9080, M9083, 9086, M9086, M9090, 9094, M9094, M9100, 9105, 9115, 9125, 9145, CVT120, CVT130, CVT150, CVT170, CVT6135, CVT6145, CVT6155, CVT6170, CVT6190 (A)	1	27/870-90	1-99-976-066	L : 485mm
9078, M9078, M9080, M9083, 9086, M9086, M9090, 9094, M9094, M9100, 9105, 9115, 9125, 9145, CVT120, CVT130, CVT150, CVT170 (E)	2	27/871-31	1-99-976-036	L : 275 mm

(A) Glace arrière et vitre latéral - Rear glass and side window - Cristal trasero y lateral

(B) Pare-brise - Windscreen - Frontscheibe - Voorruit - Parabrisa


(C) Pare-brise et vitres latérales - Windscreen and side windows - Front - u.Seitenscheibe - Voorruit en zijruiten - Parabrisa y cristales laterales

(D) Glace arrière cabine étroites - Rear glass cab narrow - Heckscheibe Schalspurschlepper - Achterruit smalle cabineCristales trasero cabina estrecha

(E) Toit - Roof - Dach - Dakkluk - Techo

Raclettes d'essuie-glace - Wiper blades - Scheibenwischer - Ruitenwisser - Escobillas del limpiaparabrisas -



	Fig.	Part N°	OEM	
M948, M948A, M952, 955, 955A, M958, M958A, M963, 964, 964A, 970A, (B) M968, M975, 9078, M9078, M9080, M9083, 9086, M9086, M9090, 9094, M9094, M9100, 9105, 9115, 9125, 9145, CVT120, CVT130, CVT150, CVT170, CVT6135, CVT6145, CVT6155, CVT6170, CVT6190 (A)	1	70/1987-47	1-34-674-006	L : 400mm

(A) Essuie-glace avant - Front wiper blade - Scheibenwischer Front - Ruitenwisser voorruit - Limpiaparabrisa delantero

(B) Essuie-glace avant et arrière - Front and rear wiper blade - Scheibenwischer Front u Heckscheibe - Ruitenwisser voorruit een acterruit -
Limpiaparabrisa delantero y trasero






STEYR PARTS

Unité de direction - Steering unit - Stuur-unit - Orbitrol - Unidad de dirección











	Part N°	OEM
9105, 9115, 9125, 9145 CVT120, CVT130, CVT150 CVT6135, CVT6145, CVT6155, CVT6170	27/560-36	1-32-547-021 1-33-247-015 1-33-147-147 1-33-147-137 1-32-547-001





STEYR PARTS

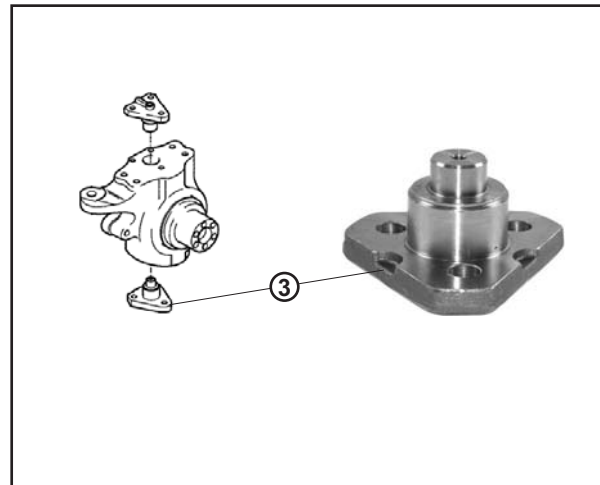
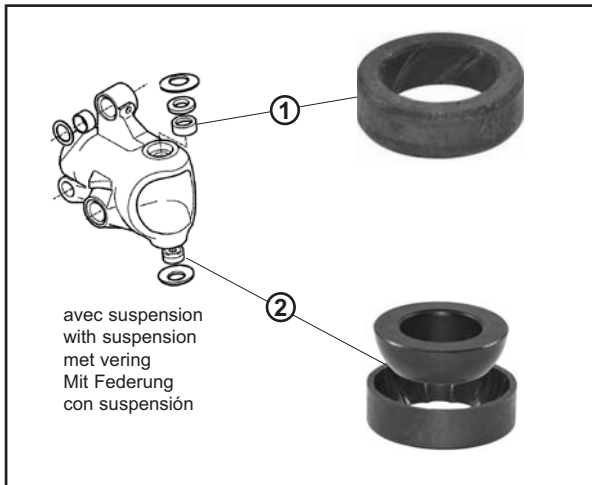
Filtration - Filters - Filters - Filter - filtros


	Part N°	OEM	Fig.	
9078, 9086, 9094, M948, M948A, M958, M958A, M9078, M9083, M9086, M9094,	60/240-100	133700730095 133700860001		Filtre hydraulique - Hydraulic filter - Hydrauliekfilter - Hydraulik-Filter - Filtro hidráulica  M33 x 1.5 Ht. : 110 mm
9105, 9115, 9125, 9145	60/641-12	1-32-575-303		Filtre hydraulique - Hydraulic filter - Hydrauliekfilter - Hydraulik-Filter - Filtro hidráulica Ø 38 mm
6135, 6145, 6155, 6170, 6190, 9105, 9115, 9125, 9145, CVT120, CVT130, CVT150, CVT170	60/641-19	1-32-575-302		Filtre hydraulique - Hydraulic filter - Hydrauliekfilter - Hydraulik-Filter - Filtro hidráulica  1 ³ / ₈ - 12 UNF Ht. : 240 mm
9105, 9115, 9125, 9145, M9078, M9086, M9094	60/641-28	1-32-573-072		LOAD SENSING Filtre hydraulique - Hydraulic filter - Hydrauliekfilter - Hydraulik-Filter - Filtro hidráulica  1 ¹ / ₂ - 16 UNF Ht. : 240 mm



STEYR PARTS

Pièces d'avant-train - Front axle parts - Voorasdelen - Vorderachsteile -
Piezas para el eje delantero



	Fig.	Part N°	OEM	
9105, 9115, 9125, 9145 avec suspension with suspension met vering Mit Federung con suspensión	1	27/6425-29	N14372 3523060M1 137700410829	Supérieure - Top - Boven - Oben - Superior
	2	27/6451-27	N14373	Inférieure - Bottom - Onder - Unten - Inferior
9105, 9115, 9125, 9145	3	27/6450-35	122259A1	Inférieure - Bottom - Onder - Unten - Inferior


Les références des pièces sont indicatives.
Nos pièces ne sont pas d'origine.

Part numbers are quoted for reference purposes only.
Our parts and accessories are not original.




STEYR PARTS



Pompes à eau - Water pumps - Waterpompen - Wasserpumpen - Bombas agua




4 trous
4 holes
4 gaten
4 Bohrungen
4 agujeros



6 trous
6 holes
6 gaten
6 Bohrungen
6 agujeros

	Fig.		Ref.	OEM
8060, 8060A, 8070, 8070A, 8075, 8075A, 8080, 8080A, 8090, 8090A SKI	1	WD311.40, WD311.41, WD411.41, WD411.42, WD411.45, WD411.46	27/130-203	131100060034, 131100060901
8100, 8100A, 8110, 8110A, 8120, 8120A, 8130, 8130A SKI	2	WD611.40, WD611.41, WD611.42, WD611.43	27/130-206	161100060017, 161100060901

Filtres à air - Air filters - Luchtfilter - Luftfilter - Filtros de aire

	1 Ext. - Out. - Built - Außen - Ext.	2 Int. - Inn. - Bin. - Innen - Int.
M9078, M9086, M9094 (1/99 ⇔)	60/161-172 (354308A1)	60/162-172 (354309A1)




1



2

Arbre de prise de force - PTO Shaft - As PTO - Welle PTO - Eje de TDF

	Ref.	OEM
9105, 9115, 9125, 9145	27/303-96	133000270156




Ø 1 3/8"
6Z




STEYR PARTS


Pompe hydraulique (relevage) - Hydraulic pump (hydr. lift) - Hydrauliekpomp (lift) -
Hydraulikpumpe (lift) - Bomba hidraulica (elevador)

	Fig.	Ref.	OEM	CC
9105, 9115, 9125, 9145	1	69/565-102	1-32-575-005	32
	2	69/565-122	1-32-575-003	38 + 16




Distributeurs hydrauliques - Hydraulic valves - Hydraulische verdeelblokken -
Hydraulik-Verteiler - Distribuidores hidráulicos

	Fig.	Ref.
430, 540, 540A, 545, 650, 650A, 980, 980A, 1100A, 8060, 8060A, 8070, 8070A, 8080, 8080A, 8090A	1	27/7600-21
8100, 8100A, 8120A, M9000, M9078, M9078A, M9086A, M9094A	2	27/7600-11



Coupleur hydraulique - Hydraulic coupling - Hydraulische Koppeling -
Hydraulikkupplunge - Acoplamiento hidráulico


	Ref.	OEM
Serie 9100	27/908-9	155700730179, 1-32-373-037







STEYR PARTS




Tambour de frein - Brake-drum - Trommelremmen - Trommelbremsen - Tambor de freno

	Ref.	OEM
8100, 8110, 8120, 8130	27/400-8	137700349025




Disques de frein à bain d'huile - Brake discs (oil bath) - Remschijven (oliebad) - Scheiben (Ölbad) - Disco de freno (en baño de aceite)



	Fig.	Ref.	OEM	Ø mm	A	
9105, 9115, 9125, 9145	1	27/422-30	155700340029	222	28Z 56x60mm	
	2	27/423-14	155700340030	227		

Eclairage - Lighting - Verlichtingsschakelaar - Beleuchtungen - Luces



	Fig.	Ref.	OEM	Désignation - Description - Omschrijving - Beschreibung - Descripción
Serie Plus	1	27/189-40	1 93 720005	Phare avant - Front light - Koplamp - Frontscheinwerfer - Faro delantero
	2	27/189-38	1 93 720720	Optique - Headlamp - Reflector - Frontscheinwerfer - Faro
Vigneron Serie 80	3	27/189-39	1-34-172-007	Phare avant - Front light - Koplamp - Frontscheinwerfer - Faro delantero
Serie 80	4	27/958-44	133700580217	Interrupteur combiné - Combined switch - Gecombineerde schakelaars - Mehrfunktionsschalter - Interruptor combinado


Les références des pièces sont indicatives.
Nos pièces ne sont pas d'origine.

Part numbers are quoted for reference purposes only.
Our parts and accessories are not original.



STEYR PARTS


Kit de réparation (cylindre de frein) - Repair kit (brake cylinder)- Revisieset (remcilinder) -
Reparatursätze (Bremsenzylinder) - Juego de reparación (cilindro de freno)

	Ref.	OEM
Serie 80	27/414-8	133700340701





Suspente de relevage - Levelling box assembly - Regelbare hefstangen -
Regelbare Hubstangen - Caja niveladora



	Ref.	OEM	Ø A	Ø B	L
40, 50, 540, 545, 548, 650, 658, 760, 768, 8045	27/760-63	12957405010	24 mm	18 mm	425 - 520 mm

Embrayage - Clutch - Drukgroep - Kupplung - Embrague



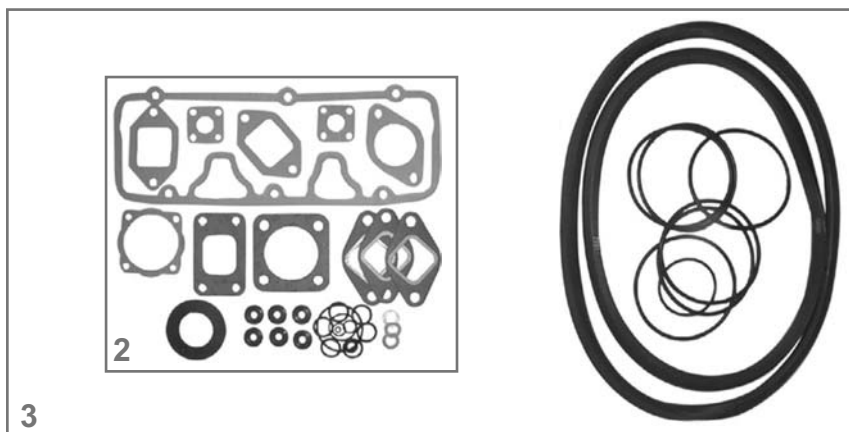

	Embrayage - Clutch - Drukgroep - Kupplung - Embrague		Disque - Plate - Koppelingsplaat - Scheibe - Disco	
	Ø	Ref.	Ø	Ref.
9078, 9083, 9086, 9094	310 / 330 GU6	27/200-311 (233003410) 140100160004	310 LK	27/212-304 24z - 45x50 (UC) (331022810) 140100160006
327 LN			27/221-305 17z - 28x32 (TC) (333017011) 140100160011	




Les références des pièces sont indicatives.
Nos pièces ne sont pas d'origine.

Part numbers are quoted for reference purposes only.
Our parts and accessories are not original.



STEYR PARTS



			1	2	3
8045, 8045 A 8055 8055 A, 8055 S, 8055 AS 8060 TURBO 8060 AS TURBO 8065 TURBO 8065 S TURBO 8065 AP TURBO	WD308.48 WD311.44 WD311.45 WD311.85 WD311.86 WD311.85 WD311.86 WD311.86 WD311.85	3	27/73-110 (131100040070)	27/76-110 (131100010703) A	27/69-1 (131100010708) A
8055 8055 A 8055 A TURBO 8060 8060 TURBO, 8060 A TURBO	WD311.46/47 WD311.47 WD311.88 WD311.41 WD311.87			27/76-111 (131100010701, 131100010704) A	
8070 8070 A 8075, 8075 A 8075 S, 8075 A 8075 P, 8075 AP	WD411.42/43/44 WD411.41/44 WD411.45/46 SWD411.47 WD411.45/46	4	27/73-111 (141100040039)	27/76-113 (141100010704) A	27/69-2 (141100010707) A
8080 TURBO 8080 A TURBO 8085 A TURBO 8055 S, 8085 AS TURBO 8085 AP, 8095 AP TURBO	WD411.86/89/90 WD411.85/90 WD411.92 WD411.92 WD411.45/46			27/76-114 (141100010701) A	27/69-3 (141100010706) A
8100 8100 A 8110 8110 A 8110 A TURBO 8120 TURBO 8120 A TURBO 8130 TURBO 8130 A TURBO	WD611.41 WD611.40 WD611.42 WD611.43 WD611.85 WD611.86 WD611.85 WD611.87 WD611.88	6	27/73-112 (161100040018)	27/76-115 (161160040701) A	27/69-4 (161160010701) A

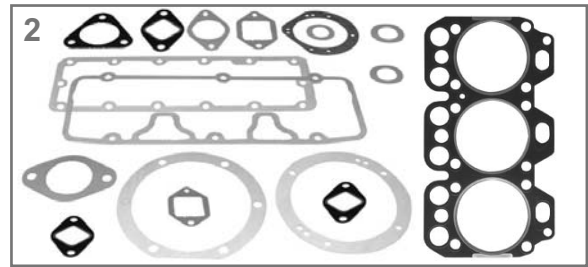
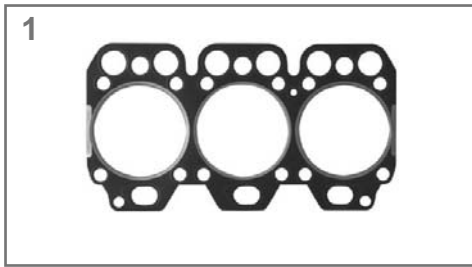
A Sans joint de culasse / Less cyl. head gasket / zonder koppakking / Ohne Kopfdichtung / Sin junta culata




Les références des pièces sont indicatives.
Nos pièces ne sont pas d'origine.

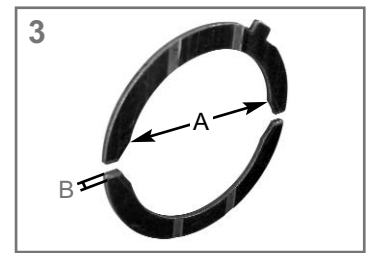
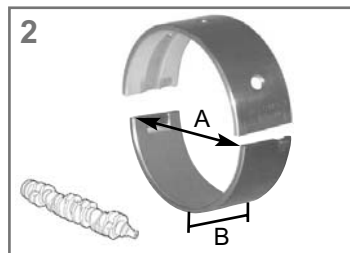
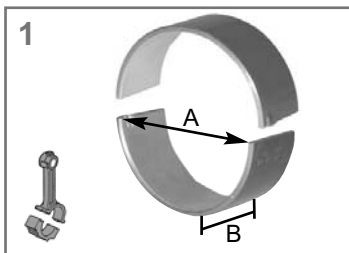
Part numbers are quoted for reference purposes only.
Our parts and accessories are not original.





STEYR PARTS



			1	2
545, 548	WD308	3	27/73-110 (131100040070)	27/70-110 (1307010707)
650, 658 760, 768	WD407 WD408	4	27/73-117 (140800040700)	27/70-117 (1407010709)



		1	2	3
190, 540, 545, 548 288, 650, 658, 760, 768, 942, 948, 8045	WD308 WD408	27/3-400 (1407030113) A : 60 mm B : 25 mm	27/2-400 (140800010076) A : 65 mm B : 27.5 mm	27/6-400 (1406010084) A : 75.7 mm B : 2.3 mm
870, 980, 988 1090, 1100 8140	WD410 WD412 WD609	27/3-401 (161200030720) A : 66 mm B : 28 mm	27/2-401 (161000010111) A : 75 mm B : 30.5 mm	27/6-401 (1609010142) A : 85.7 mm B : 2.3 mm
8055, 8060 8070, 8075, 8080 8085, 8095 8100, 8110, 8120, 8130	WD311 WD411 WD611		27/2-402 (131100010220) A : 75 mm B : 26 mm	
8140, 8150, 8160	WD612	27/3-402 A : 66 mm B : 28 mm	27/2-403 (161200010070) A : 80 mm B : 29.5 mm	27/6-402 (161200010073) A : 90.3 mm B : 2.3 mm
8150, 8160, 8165, 8170 8180	WD612 (TURBO)			

Les références des pièces sont indicatives.
Nos pièces ne sont pas d'origine.





Part numbers are quoted for reference purposes only.
Our parts and accessories are not original.



STEYR PARTS

Tirants et accouplements de direction 4 roues motrices - Steering coupling 4 wheel drive -
 Spoorstangeind & scharniergewricht 4 WD traktoren - Spurstang & Kugelgelenk
 4-Rad-Traktoren - Rótulas y acoples de dirección para tractores con doble tracción








			OEM			
8060, 8070, 8080, 8090 Pont Sige - Sige Axle - Vooras Sige - Sige Achse - Eje Sige	1 - 2	27/495-223	135700431008 135700431015	F 22 x 1.5 RH	210 mm	23.5 x 26
	3 - 4	27/497-173	135700431009 135700431017	M 22 x 1.5 RH M 22 x 1.5 RH Centre / Center M 55 x 1.5 RH	210 mm	



STEYR PARTS

Tirants et accouplements de direction 4 roues motrices - Steering coupling 4 wheel drive -
Spoorstangeind & scharniergewricht 4 WD tractoren - Spurstang & Kugelgelenk
4-Rad-Traktoren - Rótulas y acoples de direccón para tractores con doble tracci3n



			OEM			
9078, 9086, 9094	1	27/495-224	133743601	F 18 x 1.5 LH	140 mm	20 x 22
	2	27/495-225	133743603	F 18 x 1.5 RH	140 mm	20 x 22
	3	27/497-174	133743602 112508A1	M 18 x 1.5 LH M 20 x 1.5 RH	175 mm	
	4	27/497-175	133743604 112509A1	M 18 x 1.5 RH M 20 x 1.5 RH	175 mm	
9105, 9115, 9125, 9145 (1 ^{ère} série / 1 st serie)	5	27/495-226	133743611	F 24 x 1.5 RH	240 mm	23.5 x 26
	6	27/495-227	133743614 132666A1	F 24 x 1.5 RH	240 mm	23.5 x 26
	7 - 8	27/497-176	133743613	M 24 x 1.5 RH M 20 x 1.5 RH	210 mm	
9125, 9145 (2 ^{ème} série / 2 nd serie)	5	27/495-228	133743617	F 24 x 1.5 RH	280 mm	23.5 x 26
	6	27/495-229	133743619	F 24 x 1.5 RH	280 mm	23.5 x 26
	7 - 8	27/497-176	133743613	M 24 x 1.5 RH M 20 x 1.5 RH	210 mm	


Les références des pièces sont indicatives.
Nos pièces ne sont pas d'origine.

Part numbers are quoted for reference purposes only.
Our parts and accessories are not original.



TRACPIECES

STEYR (SUPPLEMENT)



Tracteurs Tractors	1		2	3	4
	Air		Huile Oil	Combustible Fuel	Hydraulique Hydraulic
	Ext. / Out.	Int. / Inn.			
942, 948	60/161-18 (31100190020, 3110019071, 71201190021, 7121190021)	60/162-18 (31100190019)	60/97-35 (7121071142)		60/625-8 (480A470060, 480A470748) (Direction Steering) diam. : 57 mm
955, 964, 968 Moteur WD 301.89 Engine 970 Moteur WD 301.87 Engine 975 Moteur WD 301.88 Engine	60/161-19 (41185190010)	60/162-19 (41185190007)	60/97-11 (30160071001)		60/240-63 (397007536, 37700750066) (Hydraulique Hydraulic) M33 x 1,5
8045, 8055, 8060, 8060T, 8065, 8070, 8075	60/161-18 (31100190020, 3110019071, 71201190021, 7121190021)	60/162-18 (31100190019)	60/97-2 (2090736, 4060757, 409070036, 7121071142)		60/240-63 (397007536, 37700750066) (Hydraulique Hydraulic) M33 x 1,5
8080, 8090, 8095	60/161-19 (41185190010)	60/162-19 (41185190007)			
8100, 8110, 8120, 8130				60/111-16 (4070874)	60/96-29 (2954700705) Diam. : 80 mm (Direction Steering)
8140	60/161-35 (61100190028, 61200190027)	60/162-20 (61100190020)	60/97-39 (61000070005, 6100705)		60/240-63 (397007536, 37700750066) (Hydraulique Hydraulic) M33 x 1,5
					60/625-7 (397750150) (Boîte de vitesses Gearbox) M42 x 2

Les références des pièces sont indicatives.
Nos pièces ne sont pas d'origine.

Part numbers are quoted for reference purposes only.
Our parts and accessories are not original.

STEYR (SUPPLEMENT)

Tracteurs Tractors	1		2	3	4
	Air		Huile Oil	Combustible Fuel	Hydraulique Hydraulic
	Ext. / Out.	Int. / Inn.			
8160, 8165, 8170, 8180	60/161-31 (61200190037)	60/162-31 (61200190033)	60/97-39 (61000070005, 6100705)	60/111-16 (4070874)	60/96-29 (Direction Steering) Diam. : 80 mm 60/240-63 (397007536, 37700750066) (Hydraulique Hydraulic) M33 x 1,5 60/625-7 (397750150) (Boîte de vitesses Gearbox) M42 x 2
8300	60/161-53 (99012190137, 99012190705, 99112190705)	60/162-53 (99012190030, 99112190030)	60/96-33	60/111-32 (1855504, 380955164, 40708132) + 60/111-64 (1855503, 380955163, 40708131)	
8320			60/97-39 (61000070005, 6100705)		
9078, 9083, 9086, 9094 (⇒ 12/98)	60/161-35 (61100190028, 61200190027)	60/162-20 (61100190020)	60/97-2 (2090736, 4060757, 409070036, 7121071142)	60/111-16 (4070874)	60/625-8 (480A470060, 480A470748) (Direction Steering) Diam. : 57 mm 60/240-63 (397007536, 37700750066) (Hydraulique Hydraulic) M33 x 1,5
M9078, M9086, M9094 (01/99 ⇒)			60/97-33 (62000070700, 62000070744) M24 x 1,5	60/111-4 (162000081001)	60/240-63 (397007536, 37700750066) (Hydraulique et boîte de vitesses Hydraulic and gearbox) M33 x 1,5
9105, 9115, 9125, 9145	60/161-31 (61200190037)	60/162-31 (61200190033)			60/240-52 (131775810) (Cartouche Cartridge)

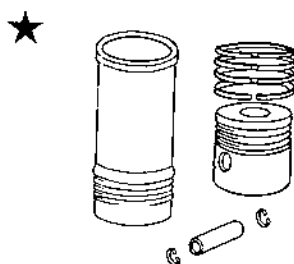
Les références des pièces sont indicatives.
Nos pièces ne sont pas d'origine.

Part numbers are quoted for reference purposes only.
Our parts and accessories are not original.

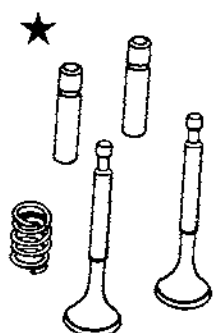
ADAPTABLE : STEYR

Page SDP-1

ENSEMBLE CHEMISE / PISTON ASSEMBLES



Note :
Les montages en alésage 98mm des tracteurs 40, 50, 450, 650, 190, 192, 292 peuvent être remplacés par l'ensemble SDP.100, alésage 100mm.



- 0407/050001 - Soupape admission
- 0406/040602 - Guide admission
- 0407/050002 - Soupape échappement
- 0406/040603 - Guide échappement
- 0406/0500036 - Ressort

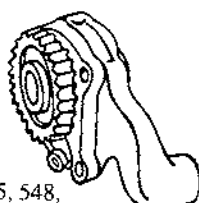
(40, 540, 545, 548, 50, 650, 658, 60, 760, 768, 8045, 8055, 8060, 8065, 8070, 8075, 8080, 8085, 8090, 8100, 8120)

JEU COUSSINETS DE VILEBREQUIN

- 0406A/010007 - Côte STD
Pour tracteurs 50, 650, 658, 60, 760, 768

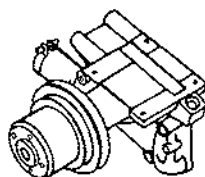


POMPE A HUILE ASSEMBLEE



- 0406A/070601 - Pour tracteurs 40, 540, 545, 548, 50, 650, 658, 60, 760, 768, 8045, 288, 290

POMPES A EAU



Page SDP-2

- 0308/006-0005 - Pompe complète avec poulie SDP.134 - Kit réparation
- Série 40, 540, 545, 548, 50, 650, 658, 60, 760, 7068, 8045

- 0311/006-0039 - Pompe complète avec poulie
 - 0411/0060700 - Kit réparation
- Série 8000, 8060, 8070, 8080

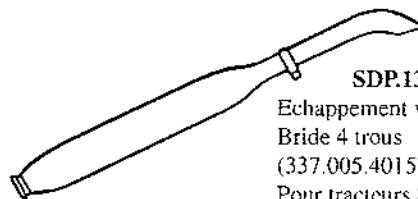
TRANSMISSION FLEXIBLE DU COMPTE-HEURES



- 0377/580001 - Long. 1,70 mm
40, 540, 545, 548, 50, 650, 658, 60, 760, 768, 8045, 288, 290
- 0477/580001 - Long. 1,45mm
8060, 8065, 8070, 8075, 8080

ECHAPPEMENT VERTICAL

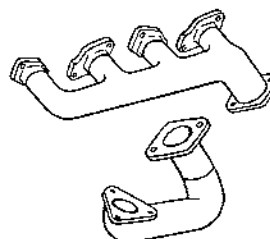
Page SDP-1



SDP.135

Echappement vertical, avec prolongateur.
Bride 4 trous
(337.005.40157/159, 357.005.4007)
Pour tracteurs 8060, 8070, 8080, 8090

ECHAPPEMENT



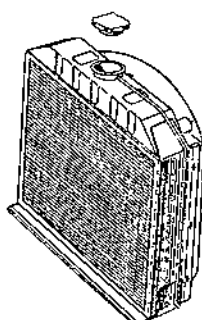
0407/110601

Collecteur d'échappement
(50, 650, 658, 60, 760, 768)

0407/110024

Coude d'échappement
(50, 650, 658, 60, 760, 768, 190, 288, 290, 40, 540, 545, 548)

RADIATEUR



0292/530014

Radiateur complet
(40, 540, 545, 548, 50, 650, 658, 60, 760, 768)

0380/9530050

Bouchon Ø 49 mm

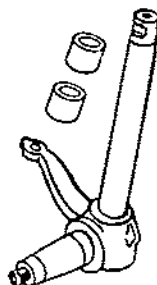


0377/00530702

Bouchon Ø 37 mm



FUSEES



0292/410078

- Fusée droite

0292/410077

- Fusée gauche

0192/410138

- Bague
(50, 650, 658, 60, 760, 768)

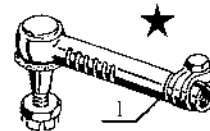
1. 0357/0043-1008

Long. 230 mm, Fil. int. M.22 x 1,5


2. 0357/0043.1009

Fil. M.22 x 1,5

(Pont Av. "SIGE", 8060, 8070, 8080, 8090 DT)



BARRES DE POUSSEE SPECIALES POUR STEYR



Note : La largeur des rotules cat.2 est de 42mm.

Réf.	Long. réglable	Tracteur	Machine
SDP.3080	450 - 700 mm	Cat.2	Cat.2
SDP.3081	520 - 770 mm	Cat.2	Cat.2
SDP.3082	620 - 870 mm	Cat.2	Cat.2
SDP.3083	520 - 750 mm	Cat.1	Cat.2

Non original replacements

NOUVEAUTES

STEYR-VOLVO BM-VALMET

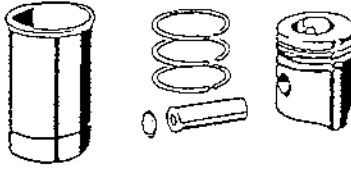
PIECES ADAPTABLES

STEYR

Page SDP-1

ENSEMBLE CHEMISE/PISTON ASSEMBLES

*



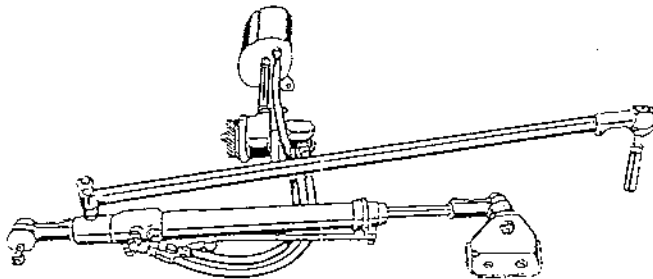
Ajouter:

SDP.102 - Ensemble alésage 108 mm.
(Tract. 8140, 8150, 8160, 8170, 1200, 1400)

*

Page SDP-2

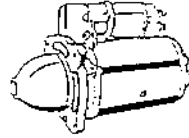
KIT DE DIRECTION ASSISTEE



Livré complet avec pompe et tous accessoires
SDP.768/DA - Pour tracteurs 768, 8073

VOLVO-BM

Page VBM-1



LRS.147 - Démarreur neuf
complet
(composants=Lucas)
Tracteurs Valmet 500, 502, 542,
700, 702, 712, 900, 902, 912, 1100,
1102, 1112

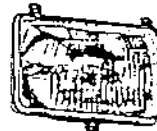
*

Page VBM-2

Ajouter:



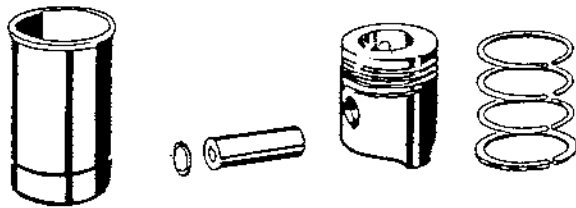
ET.930
Optique "AUTEROCHE"
Ø120 mm.
(Tracteurs Volvo-BM)



VBM.3287 - Optique rectangulaire
(30260810) "AUTEROCHE"
Tracteurs Valmet 505, 605, 705,
805, 905

Non original replacements

ENSEMBLE CHEMISE / PISTON ASSEMBLES



SDP.100 - Alésage 100 mm., axe piston Ø 35 mm.
4 segments, chemise chrome, 2 joints
108 x 5
(540,545,548,650,658,760,768 et dérivés)
SDP.101 - Alésage 100 mm., axe piston Ø 38 mm.
3 segments, chemise chrome, 2 joints
108 x 5
(8060,8070,8080,8100,8120 et dérivés)

BAGUES D'ETANCHEITE DU VILEBREQUIN



SDP.126 - Avant, 50x65x10 mm.
SDP.127 - Arrière, 85x105x12 mm.

**PAIRE DE COUSSINETS DE BIELLE
(COTE STD.)**



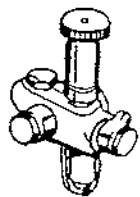
SDP.103 - Pour moteurs alésage 100 mm.

JOINTS DE MOTEURS




SDP.104 - Joint de culasse 3 cyl. (308.04.0013)	540,545, 548
SDP.105K - Pochette complète 3 cyl. (308.01.0701)	plus 40
SDP.106 - Joint de culasse 4 cyl. (408.04.0029)	288,290, 650,658,
SDP.107K - Pochette complète 4 cyl.	760,768, plus 50

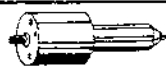
POMPES D'ALIMENTATION



SDP.108 - Pompe complète
(615.80.701) 190,540,545,650,658
et assimilés
SDP.109 - Pompe complète
(307.080.702) 280,760,768 et
assimilés
SDP.110 - Pompe complète
(614.080.719) Série 8000 et
dérivés
447222 - Pompe d'amorçage



VOIR AUSSI LE FASCICULE 1 pour
le préfiltre decanteur et pièces



NEZ D'INJECTEURS

SDP.111 - (220/222 bar) - 540,545,650,658,760
(Bosch 0433.271.164) 768
SDP.112 - (220 bar) - 430,870,980,988,1090,
(Bosch 0433.271.205) 1108,1111,1200,Dutra 1300
8140,8160

FILTRATION

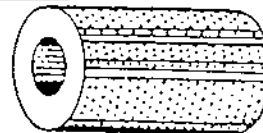


APPLICATIONS

88, 180, 180A, 185A, 188, 190, 286A
188 (depuis 1962), 30
190, 192, 290
190, 288, 540, 650, 870, 980, 988
40, 50, 430
540, 545, 650 (1972/-), 548, 670, 678
1090
90, 1090, 1100, 1108, 1300, 1350 DUTRA
Plus 40, 70
8055, 8060, 8070, 8080, 8100, 8120, 8140
8160, 8170, 8180
8300 Turbo

HUILE COMBUSTIBLE

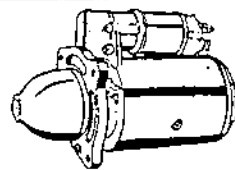
143	F.1007+1007
305	F.1007+1007
143	F.1007+1007
599AR	1194+1157
305	F.1007+1007
599AR	1194+1157
194	F.1007+1007
311	1194+1157
599AR	F.1007+1007
599AR	1194+1157
311	1194+1157
9327	F.1007+1007



FILTRES A AIR

ELEMENTS

PRINCIPAL	INTERIEUR	AFFECTATIONS
2452 (C.13114/4)	9667 (CF.600)	545,8055,8060,8070 8075 et assimilés 8080 et assimilés
2467 (C.15165/3)	9665 (CF.700)	
2427 (C.17225/3)	9649 (CF.800)	8100,8120,8140 et assimilés
2448 (C.20325)	9650 (CF.1000)	8160,8170 et assimilés
2402 (C.20325/3)	9650 (CF.1000)	8150 et assimilés



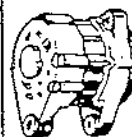
DEMARREURS COMPLETS

Neufs (sans échange)
Prix avantageux!

S.9619/080 - (2,45 CV.) Flasque 2 trous
8033,8053 et types antérieurs
ou dérivés
SLT.9619/110 - (4,75 CV.) Flasque 2 trous
Pignon 11 dents
658,760,768 et dérivés

ALTERNATEURS COMPLETS

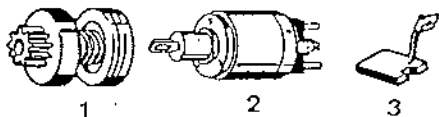
K.552 - 14V/33A, 650,760,870,980,
1090,1100,1200,(-3/76)
27/1975 - 14V/28A, 545,548,658,768,
980,1090,1100,1200,(4/76-),
988,1108,8055,8060,8070,
8080,8100,8120,8140,8150,
8160,8170
15/1133 - 14V/55A, (0120.489.520/526)
15/1155 - 14V/55A, (0120.489.683)



Non original replacements

PIECES DE RECHANGE POUR DEMARREURS

"BOSCH"

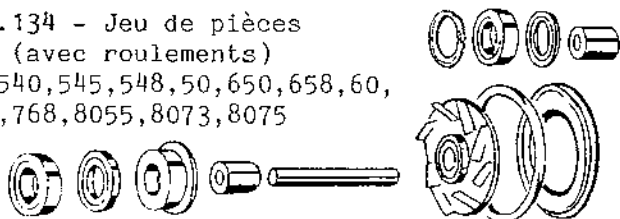


- 1. 224/01052 (2006.209.388) - 650,760(1-67/8-71)
- 224/01058 (2006.209.302) - 650,760(9-71/10-75)
870(3-68/1-74), 1090(7-68/12-72)
1100(8-71/1-74), 1108, 1200(11-72/1-74)
- 224/01134 (2006.209.438) - 650,760(11-75/6-77)
658,760S,768(3-77/7-79), 870(3-75/1-76)
- 224/01189 (2006.209.408) - 870(2-74/2-75)
1090, 1100, 1108, 1200(1-73/9-74)
- 224/01126 (2006.209.436) - 980,988(9-74/10-78)
1100, 1108, 1200,8140,8160(-/10-78)
- 224/01150 (2006.209.492) - 980,988(11-78/3-79)
1108, 1200(11-78/-), 8100,8120,8140,8160
- 2. 203/01065 (0331.402.003) - 430(1-76/6-77), 540,545
548
- 203/01071 (0331.401.007) - 650,760(1-67/8-71)
- 203/01070 (0331.402.004) - 650,760(9-71/10-75)
870(2-74/2-75), 1090, 1100, 1108,
1200(-/9-74)
- 203/01069 (0331.402.002) - 650,760(11-75/6-77),
658,760S,768,870(3-75/1-76), 980,
988(9-74/3-79), 1100, 1108, 1200
(10-74/9-78), 8100,8120,8140,8160
- 203/01056R (0331.401.001) - 1090(7-68/12-72), 1100,
1108, 1200(-/1-74)
- 3. 258/01039 (1007.014.100) - 430(4-69/12-75),
540(9-68/3-73)
- 258/01058 (2007.014.053) - 540,545,548(4-73/6-76)
- 258/01059 (2007.014.057) - 430,540(1-76/-), 545,
548(7-76/-)
- 258/01040 (2007.014.006) - 650,760(1-67/10-75)
- 258/01056B (2007.014.052) - 650,760(11-75/6-77)
658,760S,768(3-77/7-79), 870, 980, 988
(-/10-78), 1090, 1100, 1108, 1200(-/10-78)
8140,8160(6-77/10-78)
- 258/01062 (2007.014.062) - 658,760S,768(8-79/-)
980,988(11-78/3-79), 1108, 1200, 8100,
8120,8140,8160(11-78/-)

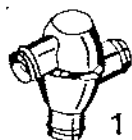
JEU DE REPARATION POMPE A EAU

SDP.134 - Jeu de pièces
(avec roulements)

40,540,545,548,50,650,658,60,
760,768,8055,8073,8075



THERMOSTATS



1. 27/1970 - 30,40,50,430,540
(192.53.05) 545,548,650,658,
760,768

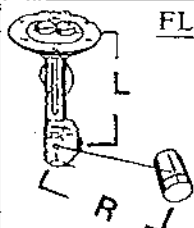
27/1971 - 70,90,870,980,988
(409.06.02) 1090, 1108, 1100
27/1973 - 8060,8070,8075
(311.0006) 8080,8090,8100
8110,8120,8130



27/1972 - 8140,8150,8160
(612.0006) 8170, 1200, 1400

2. 27/1974 - 8055 et dérivés.

FLOTTEURS DE RESERVOIR

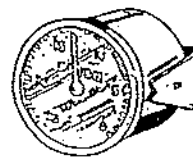


SDP.113 - L = 190 mm., R = 212 mm.
(337.00550.031)
SDP.114 - L = 105 mm., R = 258 mm.
(337.00550.125)

A sélectionner selon applications


TRACTOMETRES

SDP.115 - Sens horaire
(337.00580.075)
SDP.116 - Sens horaire
(337.00580.104)



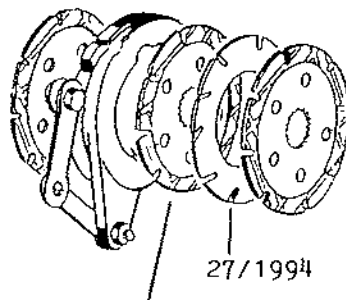
A sélectionner selon applications

CONTACTEURS A CLEF



SDP.117 - Contacteur de démarrage | Selon
SDP.118 - Contacteur d'éclairage | applications

FREINS "GIRLING"



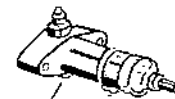
27/1993
(8140,8160,8170)



Maître cylindre
27/1996
(Kit: 27/1977)



27/1995
Jeu de plaquettes



Récepteur
27/1998
(Kit: 27/1999)

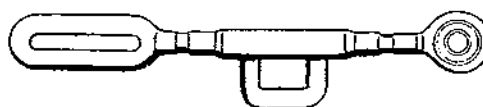
ROTULES DE DIRECTION



27/1950 - Rotule, filetage Ø 22
27/1951 - Rotule droite, fil. Ø 24
27/1949 - Rotule gauche, fil. Ø 24
27/1952 - Rotule, fil. intérieur Ø 36

(Suivant applications)

STABILISATEUR REGLABLE



27/1959 - Longueur réglable 450 à 585 mm.

DEVIATEUR



SDP.132 - Selon applications
(1337005802071)


Non original replacements



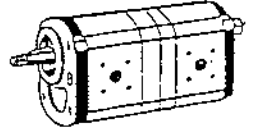
ECHAPPEMENTS VERTICAUX

SDP.133 - (292540022)
30, 430, 40, 540, 545, 548, 50, 650,
658, 60, 760, 768, 8055, 8073

Voir aussi le fascicule 1
pour d'autre types adaptables



POMPES
HYDRAULIQUES



HG.29XS - (16 cc) - 650, 760, 980, 1108
(6101.0013.0026) 1200, 8055-8130,
8140, 8160

SDP.120 - (19 cc) - Mêmes applications avec
assistance de relevage

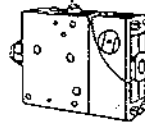
SDP.121 - (12 cc) - Direction assistée sur
(311.0013.0013) 8055-8130 -

SDP.122 - (8+16cc) - Pompe double corps
séries 8000

CONVERSIONS AVEC REF. "BOSCH"

0510.515.310 = SDP.121 0510.615.315 = HG.29XS
0510.615.321 = SDP.120 0510.665.378 = SDP.122

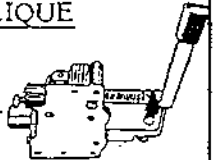
PLAQUE HYDRAULIQUE DE MISE A PRESSION



SDP.141 - (Bosch 0521.704.104)
Adaptable aux tracteurs 650 à
1100 et série 8000

DISTRIBUTEUR HYDRAULIQUE

HSV.10 - Elément flasquable pour
distributeur "BOSCH"
45L./m. Pression 300 bar



4 positions (flottante ou retour
automatique). Réglage simple ou double effet.
(Jeu de vis: 1 élément, HEZ.2230
2 éléments, HEZ.2231, 3 éléments, HEZ.2232)



SDP.140 - Filtre d'hydraulique
(397.7536) vissé.



FILTRES DE DIRECTION ASSISTEE

697 - (Ø58xH.100)
(480A470060/0748)
438 - (Ø80xH.112,5)

Selon
applications



ETAI A GAZ
POUR CABINES

SDP.130 - Pour vitre arrière ou porte latérale
(99.976.005) sur cabine type SK.2 (séries 8000)



APPAREILS D'ECLAIRAGE

SDP.1100 - Phare rectangulaire
(assymétrique)

Pour 8060, 8070, 8080, 8100, 8120, 8140
et 8160

SDP.1310 - Feu de position

SDP.1311 - Glace

SDP.1312 - Feu arrière

SDP.1313 - Glace

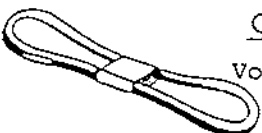
ET.19101 - Boite clignotante

Pour 8060, 8070, 8080, 8100, 8120, 8140
et 8160



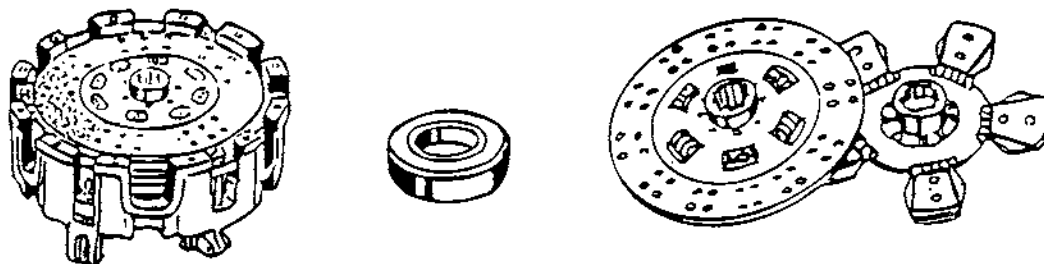
COURROIES TRAPEZOIDALES

Voir programme au fascicule 1.



Non original replacements

MECANISMES ET DISQUES D'EMBRAYAGE «LUK» & «SACHS»



APPLICATIONS		EMBRAYAGES		DISQUES		BUTEES DE DEBRAYAGE
TRACTEURS	N° MOT.	Ø	REF.CDE	Ø	REF.CDE	
60, 295		310 diaph. LUK	131 0017 10 PTO fixe moyeu 8Z	310 (A)	331 0020 16 (LN) 10Z 28x35 rigide	
188, 430 / B / N		225 diaph. SACHS	1881 089 002 bague d'appui	225 (A)	1860 039 023 (LN) 10Z 23x29	
190		225	1880 063 003 bague d'appui	225 (A)	1861 775 041 (LN) 10Z 23x29 à ressorts	3151 160 001
586, 591, 680, 691, 780	612.01	310	1880 092 405	310 (A)	1861 600 034 (LN) 10Z 28x35 ressorts	
658, 760, 768		310 diaph.	131 0017 10 PTO fixe moyeu 8Z	310 (A)	331 0020 16 (LN) 10Z 28x35 rigide	
690, 790, 890 780E, 890	610.18 609.60 610.70	310	1880 092 411	310 (A)	1861 600 034 (LN) 10Z 28x35 ressorts	
870, 980, 988, 1090, 1100, 1108, 1200, 1208		350	1881 039 531 bague d'appui	350 (A)	1864 360 101 (LN) 21Z 41x45 rigide 1862 131 101 (LN) 21Z 41x45 ressorts	
990, 1290, 1490	614.01 614.20	380	1882 261 047 PTO fixe	380 (A)	338 0022 26 (LN) 10Z 42x52	
1400 A, 1600 A	612.85	350	1882 262 006 PTO fixe moyeu 26Z	350 (B)	1861 613 101 (LN) 10Z 28x35	

(A) Friction organique sans amiante
(B) Friction céramétallique

(LG) Friction d'avancement côté BV, intégrée
(LH) Friction d'avancement côté moteur, intégrée
(LI) Friction prise de force côté moteur, intégrée
(LK) Friction prise de force côté BV, intégrée
(LM) Friction prise de force côté moteur, libre
(LN) Friction d'avancement côté moteur, libre

Non original replacements

MECANISMES ET DISQUES D'EMBRAYAGE «LUK» & «SACHS»

APPLICATIONS		EMBRAYAGES		DISQUES		BUTEES DE DEBRAYAGE
TRACTEURS	N° TECH.	Ø	REF.CDE	Ø	REF.CDE	
8055 8075	411.47	280/295 6 doigts LUK	230 0022 11	280 (A) 280 (A)	328 0166 16 (LK) 24Z 45x50 1864 366 102 (LN) 17Z 28x32	500 0059 10 65x97 500 0058 10 106x140
8055 A/AP/AS/S 8060, 8070 Voie étroite	311.44 311.45	280/280 6 doigts SACHS	1888 043 101 avec contre butée	280 (A) 280 (A)	1864 335 101 (LK) 24Z 45x50 1864 366 102 (LN) 17Z 28x32	500 0059 10 65x97 500 0058 10 106x140
8060, 8060 A 8070, 8070 A	311.40 311.41 411.41 411.42 411.43 411.44	280/280 6 doigts SACHS	1888 018 207	280 (A) 280 (A)	1864 335 101 (LK) 24Z 45x50 1864 366 102 (LN) 17Z 28x32	500 0059 10 65x97 500 0058 10 106x140
8075, 8075 A	411.45 411.46	280/295 6 doigts LUK	230 0022 11	280 (A) 295 (A)	328 0166 16 (LK) 24Z 45x50 330 0027 16 (LN) 17Z 28x32	500 0059 10 65x97 500 0058 10 106x140
8080, 8090		310/310 6 doigts LUK	231 0026 11	310 (A) 310 (A)	331 0091 16 (LK) 24Z 45x50 (Uniquement LUK) 331 0090 16 (LN) 17Z 28x32	500 0059 10 65x97 500 0058 10 106x140
8100, 8100 A, 8110, 8110 A, 8120, 8120 A, 8130, 8130 A	611.40 611.41 611.42 611.43 611.85 611.86 611.87 611.88	350	1881 039 531 baguc d'appui	350 (A)	1862 131 101 (LN) 21Z 41x45 ou 1864 300 001 (LN) 22Z 41x45 (SDP 11027)	500 0398 00 65x103
8140, 8100 A, 8150 A/Turbo, 8160 A	612.40 612.87 612.85	350 SACHS	1882 262 006 PTO fixe moyeu 26Z	350 (B) 350 (A)	1861 613 101 (LN) 10Z 28x35 1861 691 101 (LN) 10Z 28x35	

(A) Friction organique sans amiante
(B) Friction céramétique

(LG) Friction d'avancement côté BV, intégrée
(LH) Friction d'avancement côté moteur, intégrée
(LI) Friction prise de force côté moteur, intégrée
(LK) Friction prise de force côté BV, intégrée
(LM) Friction prise de force côté moteur, libre
(LN) Friction d'avancement côté moteur, libre

Non original replacements

MECANISMES ET DISQUES D'EMBRAYAGE «LUK» & «SACHS»

APPLICATIONS		EMBRAYAGES		DISQUES		BUTEES DE DEBRAYAGE
TRACTEURS	N° MOT.	Ø	REF.CDE	Ø	REF.CDE	
8170 A Turbo, 8180 A 8165	612.89 612.96	350 SACHS	1882 262 006 PTO fixe moyeu 26Z	350 (B)	1861 613 101 (LN) 10Z 28x35	3151 082 001
9155, 9170, 9190		12" 305 diaph. 6 doigts	03580944 M91 kit avec 2 disques	305 (B)	03580946 M91 (LG) (LN) 23Z 46,4 x 50,7 (2 disques 2x8 pl.)	

(A) Friction organique sans amiante
(B) Friction céramétallique

(LG) Friction d'avancement côté BV, intégrée
(LH) Friction d'avancement côté moteur, intégrée
(LI) Friction prise de force côté moteur, intégrée
(LK) Friction prise de force côté BV, intégrée
(LM) Friction prise de force côté moteur, libre
(LN) Friction d'avancement côté moteur, libre

Non original replacements